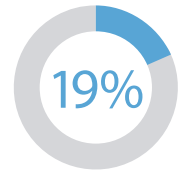


WHERE ARE THE JOBS?

Manpower Employment Outlook Survey • United States • Q2 2014

18,000

U.S. employers shared their hiring plans for Q2 2014



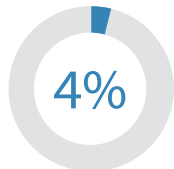
Plan to hire



Expect to let staff go



Plan to keep workforce levels steady



Are unsure about hiring plans

JOBS OUTLOOK BY STATE



JOBS OUTLOOK BY METRO AREA



Provo, UT
Charleston, SC
Grand Rapids, MI

Houston, TX
Milwaukee, WI
San Jose, CA



Honolulu, HI
Philadelphia, PA

Palm Bay, FL
Buffalo, NY



JOBS OUTLOOK BY INDUSTRY



Leisure & Hospitality



Wholesale & Retail Trade



Mining



Nondurable Goods Manufacturing



Other Services

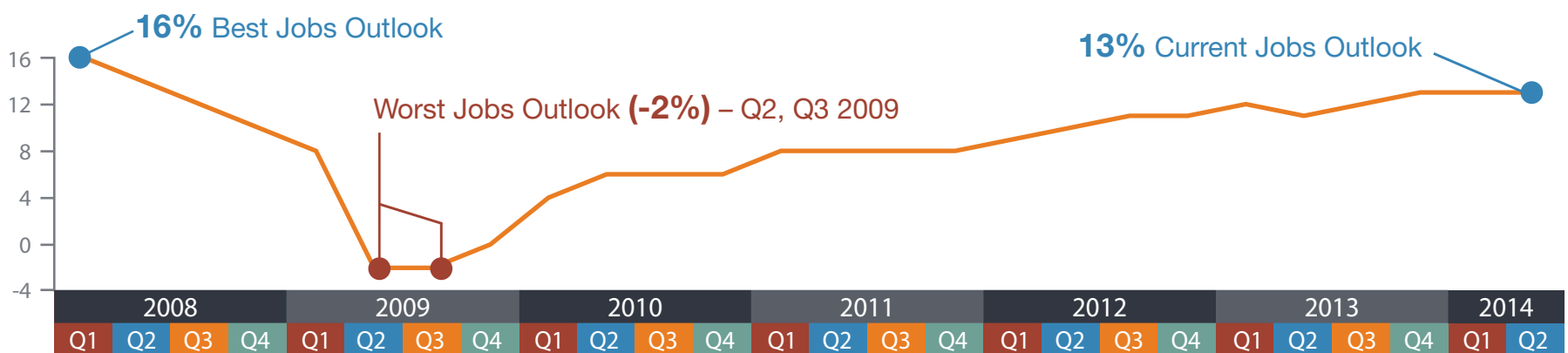


Education & Health Services



Financial Activities

JOBS OUTLOOK NATIONALLY SINCE 2008



ManpowerGroup™

What do the percentages mean?

The % of employers anticipating an increase in hiring
– The % of employers expecting to decrease hiring

= Outlook Percentage

For more information about the Manpower Employment Outlook Survey, please visit <http://press.manpower.com>